

**LOCATION: THE MANSION**

Write 3 words to describe the Mansion:?




Don't forget to stamp your pass!

Bletchley Park listens to and collects memories of people who worked here during the war. Draw or write about your favourite memory of Bletchley Park.

**YOUR TRAINING IS COMPLETE**


What questions do you still have about Bletchley Park and codebreaking?



**CODE BREAKER  
IDENTITY CARD**

**NAME**

.....



(Draw your picture here)

Complete your mission - find the stamp on the desk in the Library

# YOUR MISSION

Your creativity and problem-solving ingenuity will be of great use. You will need to apply these skills and work alongside others who are doing the same. Please remember that you cannot share your codebreaking work with anyone, apart from your fellow Codebreakers with whom you are training today.

It is absolutely crucial that you remember that careless talk costs lives!


## LOCATION: BLOCK C - SECRETS REVEALED

What did wartime Prime Minister Winston Churchill say about the Codebreakers at Bletchley Park?




Enter the second part of the exhibition. Draw... what did a Dispatch Rider need? Why was this a difficult job?

## LOCATION: HUT 11A



Why did it help the codebreaking process so much?

Sketch and label a part of the machine.



Codebreakers have made notes on this intercepted message.

Circle the 'menu'.

What is the menu for?

## LOCATION: HUT 8

Time is a key factor when codebreaking.

Work as a team to discover as many different methods for codebreaking as you can.



Which strategies of codebreaking have you discovered?

Enter Alan Turing's office. Can you find any clues to what he was like?

These stages of codebreaking are jumbled up. Can you put them into the right order?

Decipher the messages

Cross reference message information to build a bigger picture

Intercept enemies' radio signals

Send on the Top Secret intelligence you've uncovered

Translate the messages to English

Work out how the messages have been encrypted

1.

2.

3.

4.

5.

6.

Circle which languages were in high demand at Bletchley Park during WW2 (see Step 4).

French

Japanese

Swedish

Italian

German

Korean

**LOCATION: BLOCK B**

What is this machine?

.....

How does it work?

.....

.....

What differences can you spot between the different types of machine on display?

.....

.....

.....

**ALAN TURING**



Find three key facts about Alan Turing, a fellow codebreaker.



These machines were used by the German military during WW2. The more you can find out about how it works, the more chance you have of cracking the code!

1.....

.....

.....

2.....

.....

.....

3.....

.....

.....

**LOCATION: HUT 6**

Please enter this Hut and find yourself in 28 February 1941.

What happened on this day?



.....

.....

.....

.....

What would it be like to work here?

.....

.....

Which types of codes are being broken here?

.....

Go to the Decoding Room at the far end. How were messages often sent through from Hut 6 to Hut 3?

.....

.....

Once sent to Hut 3, messages were translated and analysed.